


## Jumbo Note-Naming Flashcards



To color-code the cards by level, I recommend printing on different colors of cardstock paper. For example:



- GREEN – Middle C Position (pages 1-5).
- YELLOW – Bass C to Treble C (pages 6-8).
- BLUE – Low C to High C (pages 9-15).



Visit [ColorInMyPiano.com](http://ColorInMyPiano.com) for game ideas involving note-naming flashcards.



© 2013 Joy Morin | [ColorInMyPiano.com](http://ColorInMyPiano.com)




















































o



e