

Teacher: _____

Session: _____


Review Test I

Name: _____

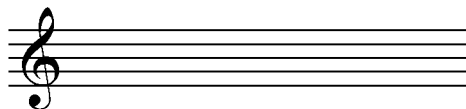
1. Write the order of flats in the blanks below. The first one is done for you.

Bb _____


2. Draw the eight notes of each scale onto each staff below. Don't forget to add the sharps or flats!



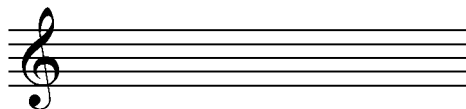
F Major scale




B Major scale



Bb Major scale



E Major scale



Eb Major scale



Ab Major scale

3. What is the fingering for the F major scale?

RH: _____

LH: _____

4. What is the fingering for the B major scale?

RH: _____

LH: _____

5. Identify the interval between each set of notes by labeling them as **unison**, **2nd**, **3rd**, **4th**, **5th**, **6th**, **7th**, or **octave**.



a. _____



c. _____



e. _____



b. _____



d. _____



f. _____

[continued on page 2...]

Teacher: _____

Session: _____

6. Name each chord and label it as major or minor. For example, the chord C#, E, G# would be correctly named C# minor.



a. _____



c. _____



e. _____



b. _____



d. _____



f. _____

7. **Major Scale Review:** Name each scale in the blanks provided.



a. _____ Major scale



b. _____ Major scale



c. _____ Major scale



d. _____ Major scale



e. _____ Major scale

8. **Ear Training.** Listen as your piano instructor plays an interval, and then circle which interval you heard. Each interval will be played three times (both blocked and broken each time).

a. unison 2nd 3rd 4th 5th

c. unison 2nd 3rd 4th 5th

b. unison 2nd 3rd 4th 5th

d. unison 2nd 3rd 4th 5th