

Teacher: _____


Session: _____

Review Test H

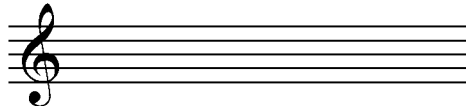
Name: _____

1. What is the pattern of whole and half steps needed to make **major** scales?


2. Draw the eight notes of each scale onto each staff below. Don't forget to add the sharps or flats!



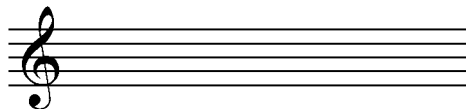
A Major scale



C Major scale



D Major scale



G Major scale

3. Write the order of sharps in the blanks below. The first one is done for you.

F# _____

4. What is the standard fingering for a major scale?


RH: _____

LH: _____

5. Identify the interval between each set of notes by labeling them as **unison**, **2nd**, **3rd**, **4th**, or **5th**.



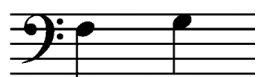
a. _____



c. _____



e. _____



b. _____



d. _____



f. _____

[continued on page 2...]

Teacher: _____

Session: _____

6. Name each chord and label it as major or minor. For example, the chord C#, E, G# would be correctly named C# minor.



a. _____



c. _____



e. _____



b. _____



d. _____



f. _____

7. **Five-Finger Pattern Review:** Name each five finger pattern in the blanks provided. Be sure to specify whether the five-finger pattern is major or minor! (example: F, G, Ab, Bb, C would be: F minor.)



a. _____



b. _____



c. _____



d. _____



e. _____

8. **Ear Training.** Listen as your piano instructor plays a short melody, and then circle whether it was major or minor. Each melody will be played three times.

a. **Major** or **Minor**

c. **Major** or **Minor**

b. **Major** or **Minor**

d. **Major** or **Minor**