

Teacher: _____

Session: _____


Review Test G

Name: _____

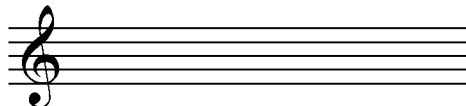
1. What is the pattern of whole and half steps needed to make **major** five-finger patterns?

2. What is the pattern of whole and half steps needed to make **minor** five-finger patterns?

3. Draw the five notes of each five-finger pattern onto each staff below.



D Major five-finger pattern



D Minor five-finger pattern

4. **Matching:** Identify each five-finger pattern by writing the corresponding number in each blank.

Gb Major: _____

1.



C# Major: _____

2.



B Major: _____

3.



F# Major: _____

4.



Db Major: _____

5.



Cb Major: _____

6.



[continued on page 2...]

Teacher: _____

Session: _____


5. Name each chord and label it as major or minor. For example, the chord C#, E, G# would be correctly named C# minor.



a. _____



c. _____



e. _____



b. _____



d. _____



f. _____

6. **Five-Finger Pattern Review:** Write the notes (for example: A, B, C#, D, E for A Major) for each five-finger pattern below. Don't forget the sharps and flats!

a. C Major: _____

h. Cb Major: _____

b. F Major: _____

i. G Major: _____

c. Bb Major: _____

j. A Major: _____

d. Eb Major: _____

k. E Major: _____

e. Ab Major: _____

l. B Major: _____

f. Db Major: _____

m. F# Major: _____

g. Gb Major: _____

n. C# Major: _____

7. **Ear Training.** Listen as your piano instructor plays a chord, and then circle whether it was major or minor. Each chord will be played three times.

a. **Major** or **Minor**

c. **Major** or **Minor**

b. **Major** or **Minor**

d. **Major** or **Minor**