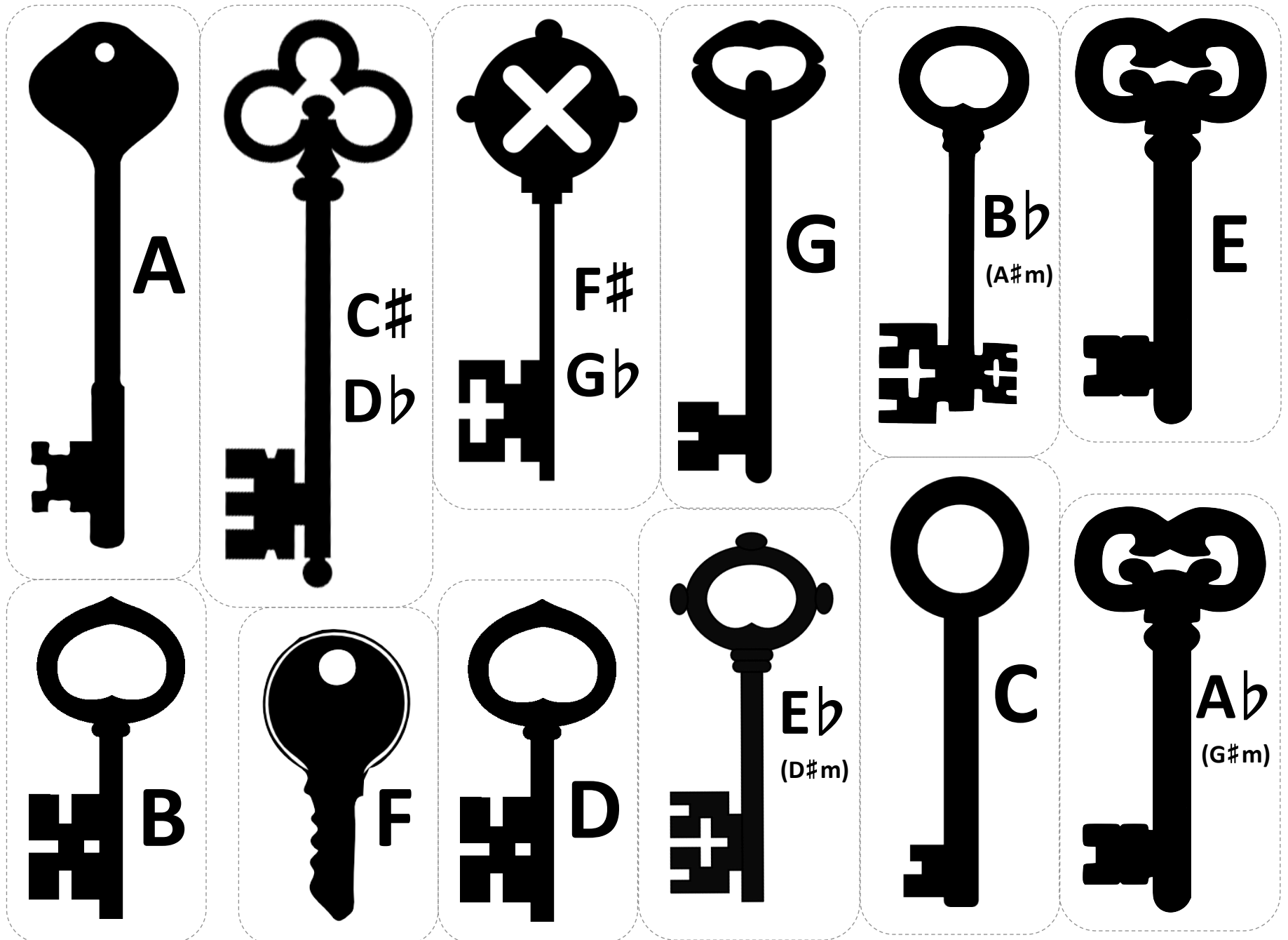



Music Keys

designed by Joy Morin

Instructions: Cut out the 12 keys and use a hole puncher to punch a hole in each one.
As students learn their scales, allow students to add a key to their binder ring.



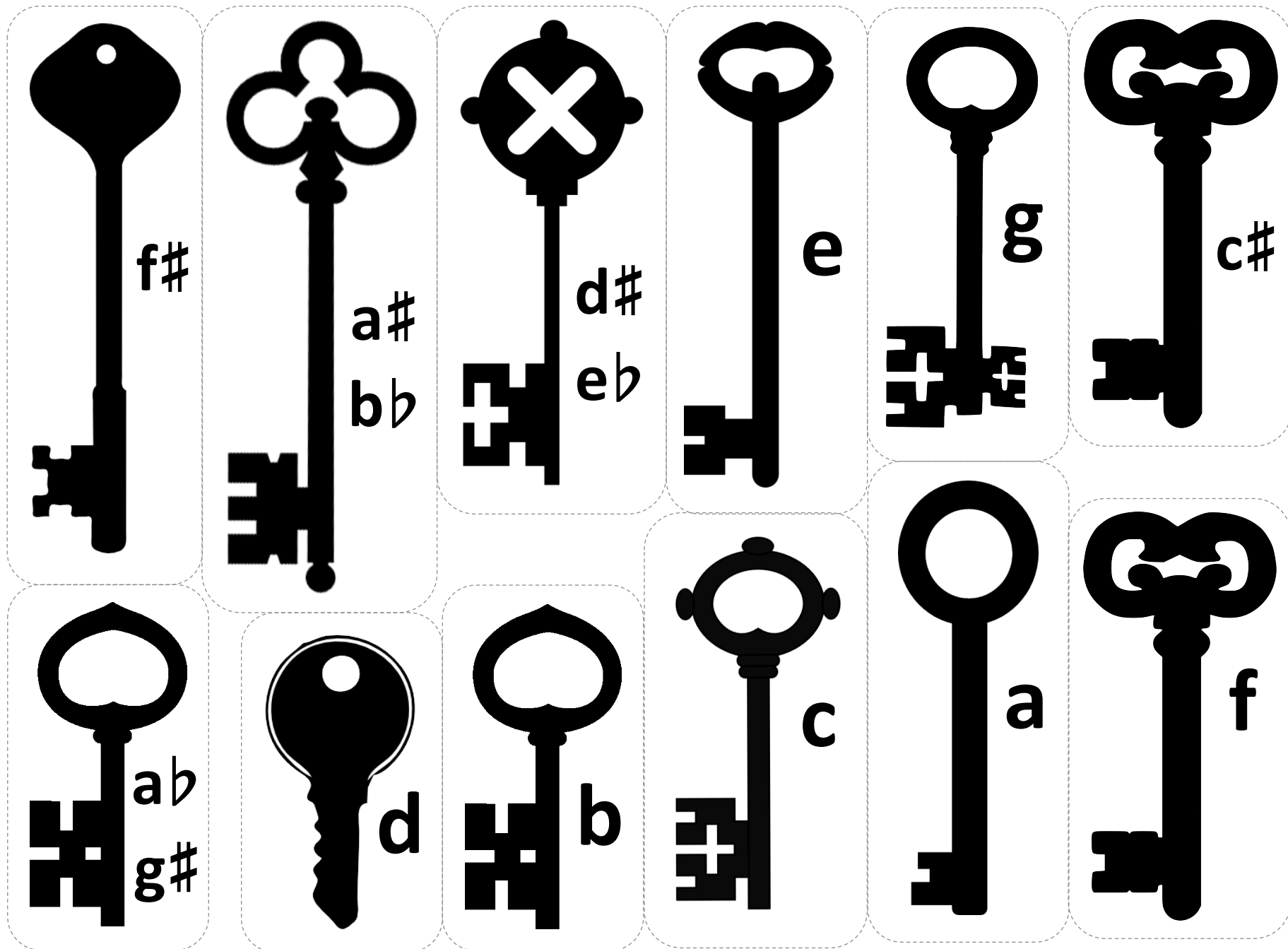
Optional: Print this page on the back of page 1.




Music Keys

designed by Joy Morin

Instructions: Cut out the 12 keys and use a hole puncher to punch a hole in each one.
As students learn their scales, allow students to add a key to their binder ring.



Optional: Print this page on the back of page 3.



Optional: Cut out the padlocks and use a hole puncher to punch a hole in each one.
Award each padlock as students fulfill the requirements.



Name: _____

MUSIC KEYS CHECKLIST

Check off each key as you learn each scale/arpeggio.

	G <input type="checkbox"/>	D <input type="checkbox"/>	A <input type="checkbox"/>	E <input type="checkbox"/>	B <input type="checkbox"/>	F# <input type="checkbox"/>	C# <input type="checkbox"/>
C <input type="checkbox"/>							
	F <input type="checkbox"/>	Bb <input type="checkbox"/>	Eb <input type="checkbox"/>	Ab <input type="checkbox"/>	Db <input type="checkbox"/>	Gb <input type="checkbox"/>	Cb <input type="checkbox"/>

Note: The keys for F# and C# in the second row are crossed out with a large X.

Name: _____

MUSIC KEYS CHECKLIST


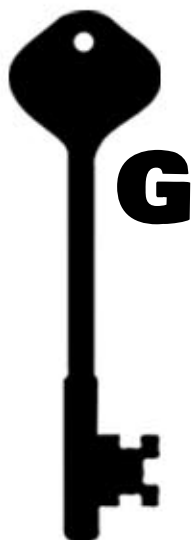
Check off each key as you learn each scale/arpeggio.

	e <input type="checkbox"/>	b <input type="checkbox"/>	f# <input type="checkbox"/>	c# <input type="checkbox"/>	g# <input type="checkbox"/>	d# <input type="checkbox"/>	a# <input type="checkbox"/>
a <input type="checkbox"/>							
	d <input type="checkbox"/>	g b <input type="checkbox"/>	e <input type="checkbox"/>	f <input type="checkbox"/>	b b <input type="checkbox"/>	e b <input type="checkbox"/>	a b <input type="checkbox"/>

Name: _____

MATCHING MUSIC KEYS #1


MAJOR KEYS SIGNATURES WITH UP TO 2 SHARPS OR FLATS



Name: _____

MATCHING MUSIC KEYS #2




MAJOR KEYS SIGNATURES WITH UP TO 4 SHARPS OR FLATS



Name: _____

MATCHING MUSIC KEYS #3


MAJOR KEYS SIGNATURES WITH SHARPS



Name: _____

MATCHING MUSIC KEYS #4



MAJOR KEYS SIGNATURES WITH FLATS



Name: _____

MATCHING MUSIC KEYS #5

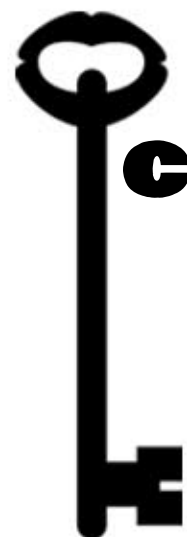

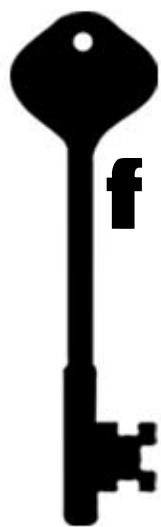
MINOR KEYS SIGNATURES WITH UP TO 2 SHARPS OR FLATS



Name: _____

MATCHING MUSIC KEYS #6



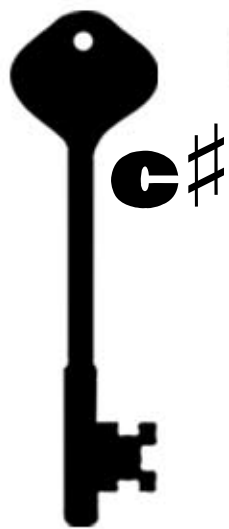
MINOR KEYS SIGNATURES WITH UP TO 4 SHARPS OR FLATS



Name: _____

MATCHING MUSIC KEYS #7

MINOR KEYS SIGNATURES WITH SHARPS



Name: _____

MATCHING MUSIC KEYS #8

MINOR KEYS SIGNATURES WITH FLATS

