


**START
HERE**



Take the shortcut!

--

Repeat sign! Go back 3 spaces.
Go ahead 1 space.

Go ahead 2 spaces.

--

--

--

--

Repeat sign! Go back 3 spaces.

--

--

Adventures in Music

A game for Level 1 music students, 2 to 4 Players

Instructions:

1. Begin each turn by drawing a card from the correct stack, as indicated on the space where your pawn is sitting.
2. If the card is answered correctly, roll the die and move ahead that number of spaces on the board. If answered incorrectly, do not roll or move ahead.
3. Play continues clockwise.
4. First player to reach the end wins!

Repeat sign! Go back 3 spaces.

--

--

--

--

Go ahead 2 spaces.

--

--

Place
Cards
face-down here

Place
Cards
face-down here

--


Go ahead 1 space.


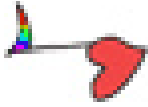
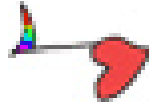
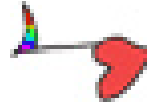
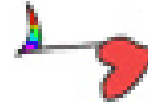
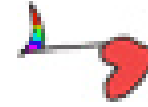
























--



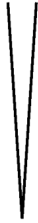

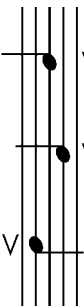


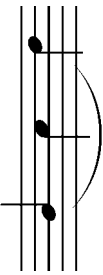












--

--

**THE
END**

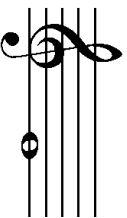
 Card	 Card	 Card	 Card	 Card
 Card	 Card	 Card	 Card	 Card
 Card	 Card	 Card	 Card	 Card
 Card	 Card	 Card	 Card	 Card
 Card	 Card	 Card	 Card	 Card
 Card	 Card	 Card	 Card	 Card

 Card	 Card	 Card	 Card	 Card	 Card
 Card	 Card	 Card	 Card	 Card	 Card
 Card	 Card	 Card	 Card	 Card	 Card
 Card	 Card	 Card	 Card	 Card	 Card
 Card	 Card	 Card	 Card	 Card	 Card

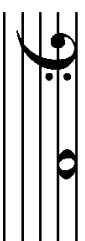
Identify the symbol: <i>cresc.</i>	Identify the symbol: <i>rit.</i>	Name this symbol: 	Name this symbol: <i>8va.</i>	Name this symbol: 
Identify the symbol: <i>dim.</i>	Identify the symbol: 	Name this symbol: 	Name the articulation: 	Name this symbol: #
Identify the symbol: <i>p</i>	Identify the symbol: 	Name this symbol: 	Name the articulation: 	Name this symbol: 
Identify the symbol: <i>mp</i>	Identify the symbol: 	Name this symbol: 	Name the articulation: 	Name this symbol: <i>b</i>
Identify the symbol: <i>mf</i>	Identify the symbol: 	Name this symbol: 	Name this symbol: 	Name this symbol: 
Identify the symbol: <i>f</i>	Identify the symbol: 	Name this symbol: 	Name this symbol: 	Name this symbol: 



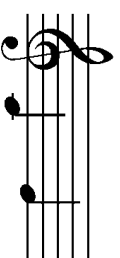
Identify the note:



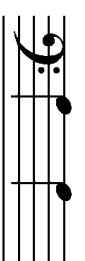
Identify the note:



Identify the note:




Identify the interval:



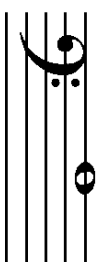
Identify the interval:



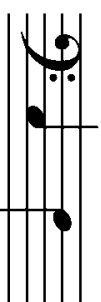
Identify the note:



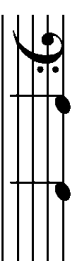
Identify the note:



Identify the note:




Identify the interval:



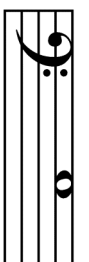
Identify the interval:



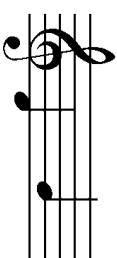
Identify the note:



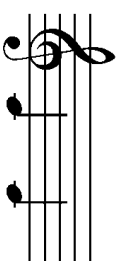
Identify the note:



Identify the note:




Identify the interval:



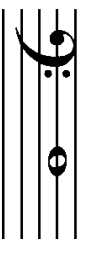
Identify the interval:



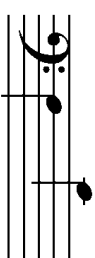
Identify the note:



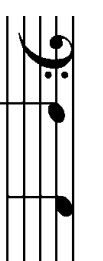
Identify the note:



Identify the note:



Identify the interval:




Identify the interval:



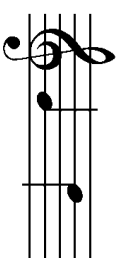
Identify the note:




Identify the note:



Identify the note:



Identify the interval:




Identify the interval:



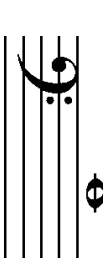
Identify the note:



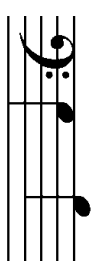
Identify the note:



Identify the note:



Identify the note:



Identify the interval: